



CASE ERECTOR CE-21-XL

The Pattyn Robot case erector CE-21-XL automatically forms new or re-used RSC boxes or telescopic boxes. The bottom flaps can be closed with hot melt or tape.



COMBINE WITH
**INTEGRATED SLIP
SHEET
DISPENSER**

COMBINE WITH
**INTEGRATED
PALLET
DESTACKER**

No box too big to handle

- Trouble-free case erecting of pallet sized boxes.
- Eliminates non-ergonomic manual labour.
- Boxes are made just in time. Storage area for preassembled boxes is no longer needed.

High autonomy

- Up to 90 cases/hour.
- Continuous operation thanks to the automatic infeed of cartons on a pallet and outfeed of empty pallets.

TECHNICAL SPECIFICATIONS

Perfectly controlled case erecting

- The robot with vacuum cups automatically picks up the carton from a pallet.
- Specially designed robot-hand for telescopic boxes to hold the inside carton during carton opening.
- The robot-hand can indicate the angle of the plano-stack to pick up correctly the plano.

Modular and flexible design

- Automatic outfeed from empty pallet (optional).
- Modular design with pallet infeed from 3 sides possible.
- Save floor space with integrated pallet destacker and slip sheet dispenser.

CE-21-XL is standard equipped with:

- 15" HMI to facilitate operator convenience
- remote access point (one per line)



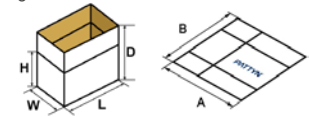
Specially designed robot-hand



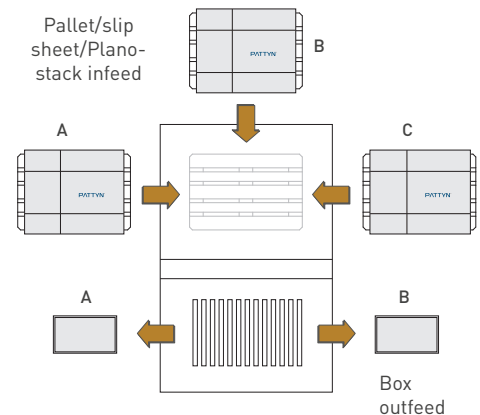
Frame for box opening



Optional hot melt unit

CASE DIMENSIONS [For other dimensions, please contact Pattyn]	
Type	Telescopic or standard boxes, virgin or re-used
Range [L x W // D] mm	Standard mono footprint / variable heights Min. 39 1/2 (L) x 27 (W) // 27 (D) Max. 51 (L) x 47 (W) // 47 (D)
Range [A x B] mm	Min. 67 (A) x 41 (B) Max. 98 (A) x 71 (B)
	Length – height relation: $D/L < 1,3$ Outside dimensions
OUTPUT AND CONSUMPTION	
<i>Output and consumption can change according to additional options</i>	
Output	Standard up to 90 c/hour
Installed power	20 kW
Voltage	3 x 480 V + E / 60 Hz
Air supply	90 PSI
Air consumption	33 ft ³ /cycle
Weight	8818 lbs
OPTIONS (more options are available, please contact Pattyn)	
Integrated pallet destacker and slip sheet dispenser	
Additional pallet position for high autonomy	
Hot melt unit for bottom flaps	
Tape execution	
Additional flaps down unit	
Stainless steel execution	
Multi footprint depending on case sizes	

Modular design with pallet infeed and box outfeed from 3 sides possible.



For more details or specific requirements about the XL Case Erector, please contact us.

Pattyn North America Inc.
N76 W30500 County Road Vv
Hartland, WI. 53029 - U.S.A

Ph +1 262-966-0300
Fax +1 262-966-0312
SalesUsa@pattyn.com



The description, pictures and information given have an indicative value. We reserve the right to make changes without notice. Information and content is property of Pattyn. For customized executions please contact Pattyn. CE-21-XL 2021 - V01

PATTYN[®]

Turnkey solutions for industrial packaging.