
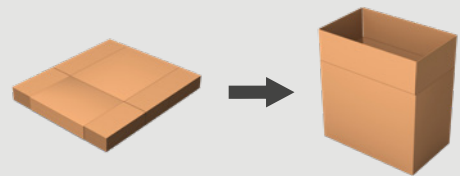


## CASE ERECTOR CE-21-XL

The Pattyn Robot case erector CE-21-XL automatically forms new or re-used RSC boxes or telescopic boxes. The bottom flaps can be closed with hot melt or tape.



COMBINE WITH  
INTEGRATED SLIP  
SHEET  
DISPENSER

COMBINE WITH  
INTEGRATED  
PALLET  
DESTACKER

### No box too big to handle

- Trouble-free case erecting of pallet sized boxes.
- Eliminates non-ergonomic manual labour.
- Boxes are made just in time. Storage area for preassembled boxes is no longer needed.

### High autonomy

- Up to 90 cases/hour.
- Continuous operation thanks to the automatic infeed of cartons on a pallet and outfeed of empty pallets.

# TECHNICAL SPECIFICATIONS

## Perfectly controlled case erecting

- The robot with vacuum cups automatically picks up the carton from a pallet.
- Specially designed robot-hand for telescopic boxes to hold the inside carton during carton opening.
- The robot-hand can indicate the angle of the plano-stack to pick up correctly the plano.

## Modular and flexible design

- Automatic outfeed from empty pallet (optional).
- Modular design with pallet infeed from 3 sides possible.
- Save floor space with integrated pallet destacker and slip sheet dispenser.

## CE-21-XL is standard equipped with:

- 15" HMI
- Remote Access Point (one per line).



Specially designed robot-hand



Frame for box opening

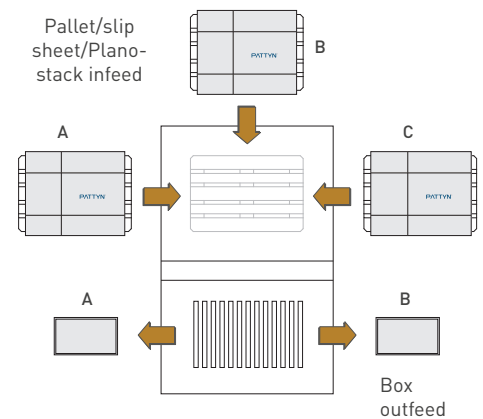


Optional hot melt unit

CASE DIMENSIONS (For other dimensions, please contact Pattyn)	
Type	Telescopic or standard boxes, virgin or re-used
Range (L x W // D) mm	<b>Standard mono footprint / variable heights</b> Min. 1000 (L) x 700 (W) // 700 (D) Max. 1300 (L) x 1200 (W) // 1200 (D)
Range (A x B) mm	Min. 1700 (A) x 1050 (B) Max. 2500 (A) x 1800 (B)
	Length – height relation: $D/L < 1,3$ Outside dimensions

OUTPUT AND CONSUMPTION*	
<i>Output and consumption can change according to additional options</i>	
Output	Standard up to 90 c/hour
Installed power	20 kW
Voltage	3 x 400 V + N + E / 50 Hz
Air supply	6 bar / 1/2"
Air consumption	948 NL / cycle
Weight	4000 kg
OPTIONS (more options are available, please contact Pattyn)	
Integrated pallet destacker and slip sheet dispenser	
Additional pallet position for high autonomy	
Hot melt unit for bottom flaps	
Tape execution	
Additional flaps down unit	
Stainless steel execution	
Multi footprint depending on case sizes	

Modular design with pallet infeed and box outfeed from 3 sides possible.



For more details or specific requirements about the XL Case Erector, please contact us.

Pattyn Belgium nv  
Industriepark 'Blauwe Toren'  
Hoge Hul 2, 8000 Brugge - Belgium

T +32 (0) 50 450 480  
info@pattyn.com  
www.pattyn.com



The description, pictures and information given have an indicative value. We reserve the right to make changes without notice. Information and content is property of Pattyn. For customised executions please contact Pattyn. CE-21-XL 2021- V02